

# Connect RHB to Xero and automate your finances



## What are the benefits:



Sync your RHB Reflex Account, Commercial Credit card, multi-currency account, and loan transactions in one place.



Automate bank reconciliation and track cash flow on-the-go with Xero app.



Create reports and send monthly submissions to IRBM securely.

## Who is eligible:



For Reflex Premium Plus and Xero customers.

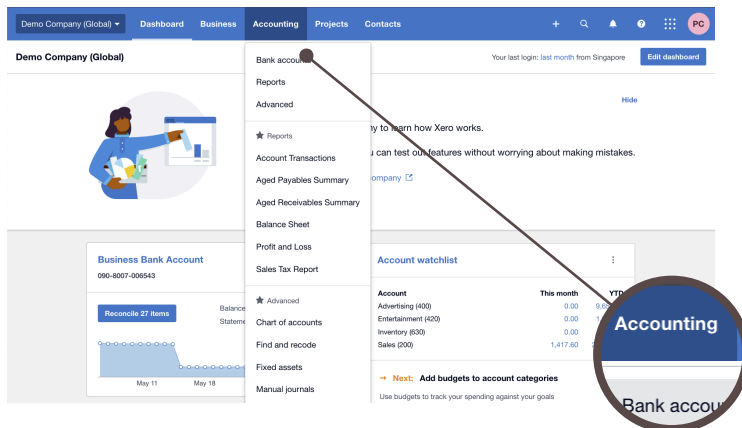


New to RHB Reflex Premium Plus? Please submit your interest [here](#).



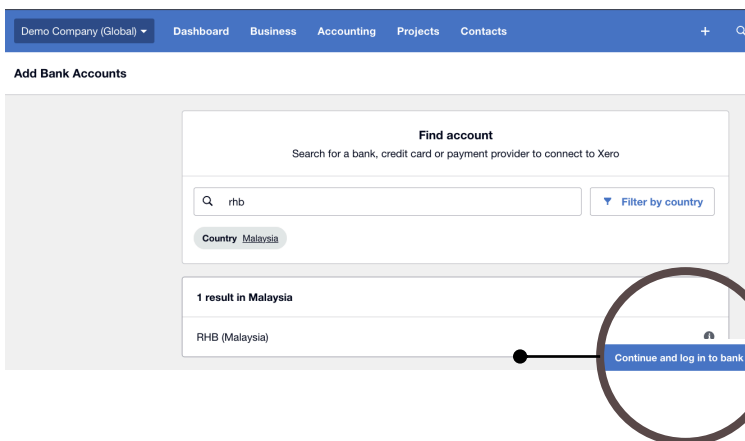
New to Xero? Get started today

- [Self-serve sign up](#)
- [Guided sign up](#)



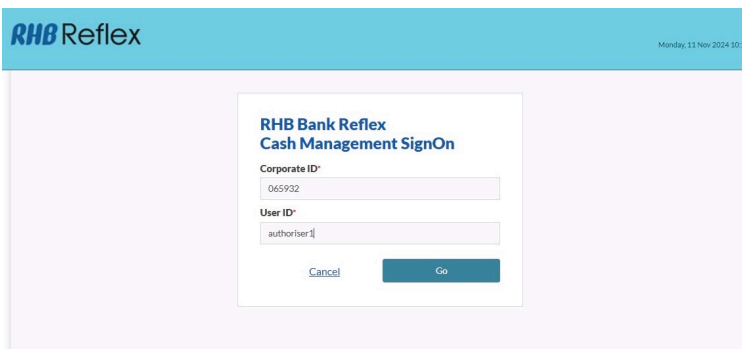
### Step 1

From Xero, go to the **Accounting** tab, select **Bank accounts**, and add **bank account**



### Step 2

**Filter** by Country to Malaysia, search and select **RHB**, click **Continue** and **log in to bank**



### Step 3

You will be directed to RHB. **From RHB**, the **Customer (Authoriser)** will need to **sign into Reflex**

**RHB Bank Reflex  
Cash Management SignOn**

Corporate ID\*  
123456

User ID\*  
\*\*\*\*\*

Please verify your Secret Word :  
Please verify your Secret Word :  
TEST

The unique secret word above is a security measure to confirm that you are in the genuine RHB Reflex Cash Management site. Please do not enter your passcode if the secret word is incorrect.

Token Passcode\*  
\*\*\*\*\*

Cancel Back Go

#### Step 4

After signing into Reflex, **verify your Secret Word** and key in your **Token Passcode**.

**Connect RHB Reflex with Xero**

Choose the RHB Reflex balances you want to sync to Xero. We'll sync the activity for those balances every 24 hours, starting from today.

☒ I/We confirm that I/We have read and accept all the terms and condition therein of the Personal Data Protection Act (PDPA).

Next

#### Step 5

#### Link RHB Reflex to Xero

The **Customer (Authoriser)** must **consent** to link RHB Reflex to Xero

We've sent a notification to your phone. Accept it to authenticate your login. PING-433. Trust this device. Use a backup method instead. Need help with multi-factor authentication?

RHB Reflex Xero access to:

Select another organisation

Organisation data

Selected organisation: [Organisation Name]

User account information

Selected user: [User Name]

Continue with Xero

#### Step 6

#### Xero links the account for the Bank feed

The Customer is **redirected** back to log into Xero, **to select the organisation(s)** to connect the RHB bank feed to

**RHB Reflex**

Not Linked Account List

Account List	Status
<input type="checkbox"/> 0000000000000000 Your preferred Reflex account 0	Link
<input type="checkbox"/> 1111111111111111 Your preferred Reflex account 1	Link
<input type="checkbox"/> 2222222222222222 Your preferred Reflex account 2	Link
<input type="checkbox"/> 3333333333333333 Your preferred Reflex account 3	Link
<input type="checkbox"/> 4444444444444444 Your preferred Reflex account 4	Link

Go To Page  View Previous Page 3 of 7 Next Link

Account Listing Maintenance

Account List	Status
<input type="checkbox"/> 0000000000000000 Your preferred Reflex account 0	Link
<input type="checkbox"/> 9999999999999999 Your preferred Reflex account 9	Link

Go To Page  View Page 1 of 1 Remove

Cancel Continue

### Step 7

#### Select your preferred account(s) to link

From RHB, Select your preferred RHB Reflex account, click **Link**. Review the **Account Listing Maintenance table**, then click **Continue** to proceed.

**RHB Reflex**

You're All Set Up

Sync Details

First sync for: Tomorrow, 9am

Sync schedule: Every 24 Hours

Activity starting from: Today, Nov 11

Account Listing Maintenance

Account List	Action	Status	Message
V 2512300000000000 / TE ELECTRONIC (MYR)	Link	Successful	Successful

Go To Page  View Page 1 of 1

Close

Copyright © 2018 RHB Bank. All rights reserved. Privacy | Terms & Conditions | Privacy | Client Charter | Disclaimer

### Step 8

#### You're all Set Up

Once the bank feed is successfully set up, the customer is notified of the **sync details**. The **linked accounts** will be shown under 'Account Listing Maintenance'.

## Frequently asked questions

### Q.How often are RHB Bank transactions updated in Xero?

Transactions are imported every 24 hours.

### Q. Can I link multiple RHB accounts to my Xero organisation?

Yes, you can link multiple RHB accounts to one Xero organisation. Follow step 7 to link each account.

### Q. Can I link and unlink selected accounts?

Yes, access into your RHB Bank Reflex Cash Management account under Account Linking Maintenance to link or unlink your accounts

### Q. How do I upload my old accounting records to Xero?

You can import your old bank transactions using a CSV file format. For a step-by-step guide, refer to Xero Central.